


High Power Emitter LED

P/N: PD20WE0V2 (White)

Under Development	●
Mass production	



ATTENTION
OBSERVE PRECAUTIONS
FOR HANDLING
ELECTROSTATIC
DISCHARGE
SENSITIVE
DEVICES



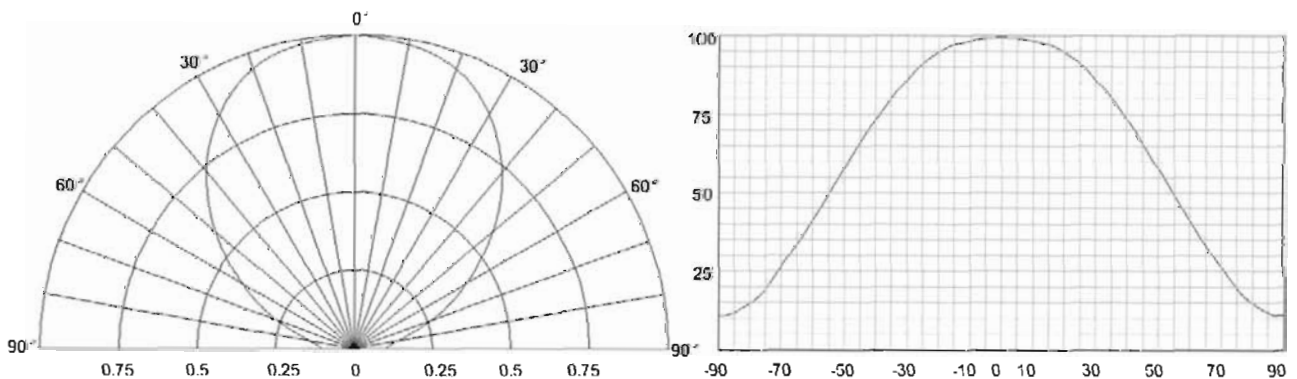
Features

- Long operating life
- Highest flux
- Wide range of colours:2500K-25000K
- More energy efficient than incandescent and most halogen lamps
- Low voltage DC operated
- Instant light (less than 100ns)
- Fully dimmable
- No UV
- Superior ESD protection
- RoHS compliant

Applications

- Fiber optic alternative/ Decorative / Entertainment
- Mini-accent/Up lighters/Down lighters/ Orientation
- Indoor/Outdoor commercial and Residential Architectural
- Cove/Under shelf/Task
- Bollards/Security/Garden
- Portable (flashlight, bicycle)
- Edge-lit signs (Exit, point of sale)
- Automotive Exit (Stop-Tail-Turn,CHMSL, Mirror Side Repeat)
- Traffic signaling / Beacons / RailCrossing and Wayside

Radiation Pattern



High Power Emitter LED

P/N: PD20WE0V2 (White)

Under Development	●
Mass production	○

Typical Optical/ Electrical Characteristics @T_J=25°C

Item	Symbol	Condition	Min.	Typ.	Max.	Unit
Forward Voltage	V _F	IF=1.2A	24	26	30	V
Reverse Current	I _R	VR=10V	--	--	80	uA
50% Power Angle	2θ1/2	IF=1.2A	120	--	160	deg
Luminous Intensity	φ _v	IF=1.2A	1400	1700	--	lm
Recommend Forward Current	I _F	--	--	1.2	--	A
Chromaticity	T _c	IF=1.2A	6000	--	7000	k

The sample delivers goods data

Item	Symbol	Condition	Min.	Avg.	Max.	Unit
Luminous Intensity	φ _v	IF=1.2A	--	--	--	lm
50% Power Angle	2θ1/2		--	--	--	deg
Forward Voltage	V _F		--	--	--	v
Chromaticity	T _c		--	--	--	k
White Color Region	--					
ChromaticityCoordinates	X=--			Y=--		

Notes:

1. Tolerance of measurement of forward voltage±0.2V.
2. Tolerance of measurement of peak Wavelength±2.0nm.
3. Tolerance of measurement of luminous intensity±15%.

Absolute Maximum Rating

Item	Symbol	Absolute Maximum Rating	Unit
Forward Current	I _F	1.2	A
Peak Forward Current*	I _{FP}	2.0	A
Reverse Voltage	V _R	10	V
Power Dissipation	P _D	30	W
Electrostatic discharge	E _{SD}	±4500	V
Operation Temperature	T _{OPR}	-30~+80	°C
Storage Temperature	T _{STG}	-40~+100	°C
Lead Soldering Temperature*	T _{SOL}	Max. 260°C for 3sec Max.	

*IFP Conditions: Pulse Width≤10msec duty≤1/10

* All high power emitter LED products mounted on aluminum metal-core printed circuit board, can be lighted directly, but we do not recommend lighting the high power products for more than 5 seconds without a appropriate heat dissipation equipment.

*Please don't add or change wires,while LEDS is running

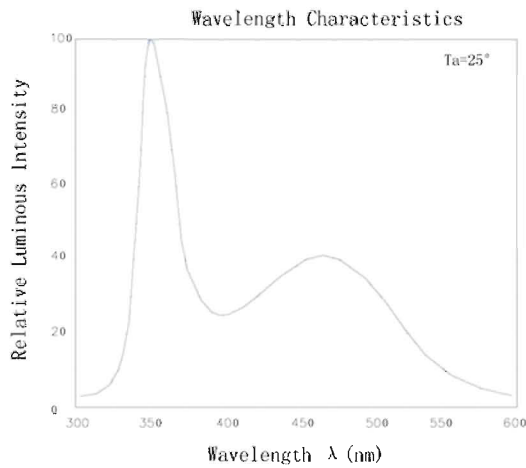
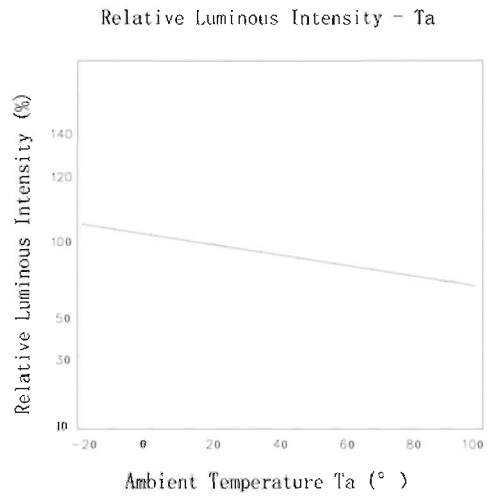
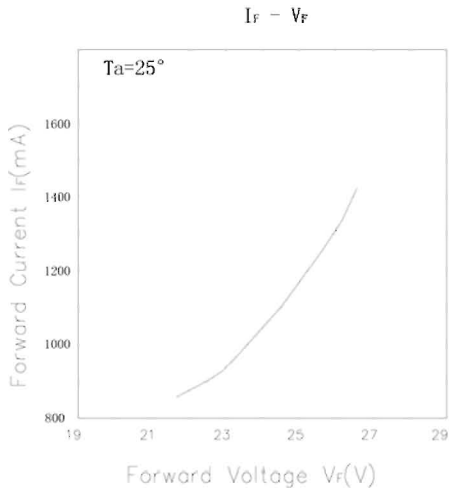
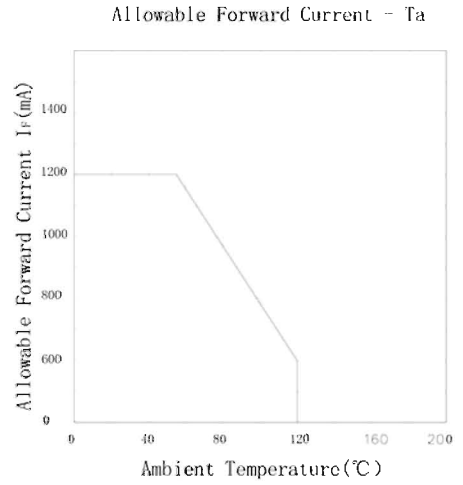
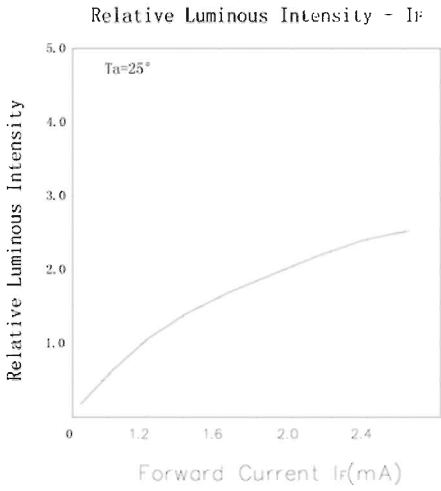
* The LED of this a series can lead the heat reflux of 250 Celsius degrees Han but be free from damage.

Under Development	●
Mass production	

High Power Emitter LED

P/N: PD20WE0V2 (White)

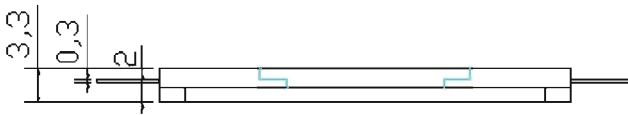

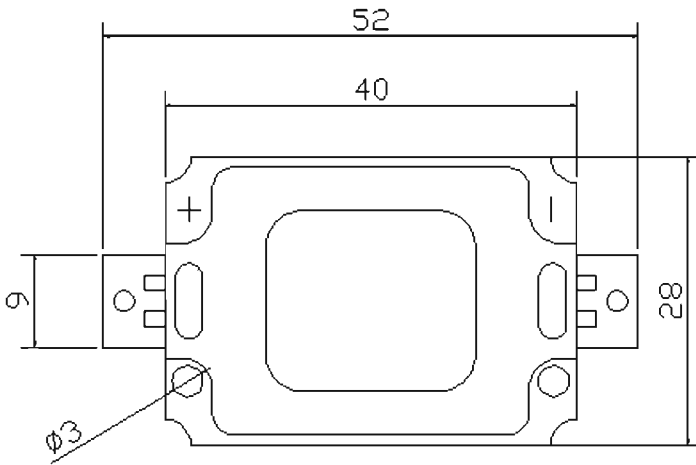
Typical Optical/Electrical Characteristics Curves ($T_J=25^{\circ}\text{C}$ Unless Otherwise Noted)



High Power Emitter LED
P/N: PD20WE0V2 (White)

Under Development	●
Mass production	

Package Dimensions



Notes:

1. All dimension units are millimeters.
2. All dimension tolerance is $\pm 0.2\text{mm}$ unless otherwise noted.